

PMC12 SERIES CONNECTOR



The 1/8" flow polypropylene PMC12 offers many of the same configuration options as the PMC. The polypropylene material adds greater chemical resistance and is gamma sterilizable. The PMC12 also mates to small diameter rigid tubing. Available with a 1/4-28 flat bottom port and 1/4-28 UNF threads, these couplings eliminate the need to thread and re-thread common compression nuts each time a tubing connection is made.

FEATURES

- Polypropylene material
- EPDM o-ring
- CPC thumb latch
- Integral terminations

BENEFITS

- Chemically resistant and gamma-sterilizable
- Greater chemical resistance
- One-hand connection and disconnection
- Fewer leak points, shorter assemblies, faster installations

Specifications

PRESSURE:

Vacuum to 120 psi, 8.3 bar

TEMPERATURE:

32°F to 160°F (0°C to 71°C)

MATERIALS:

- Main components and valves: Polypropylene
- Thumb latch: Stainless steel
- Valve spring: 316 stainless steel
- External spring and pin: Stainless steel
- O-rings: EPDM

STERILIZATION:

Gamma: Up to 50 kGy irradiation

COLOR:

Almond

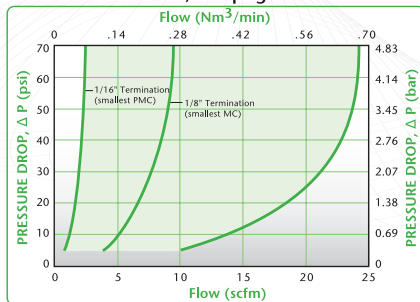
TUBING SIZES:

Microbore to 1/4" ID, Microbore to 6.4mm ID

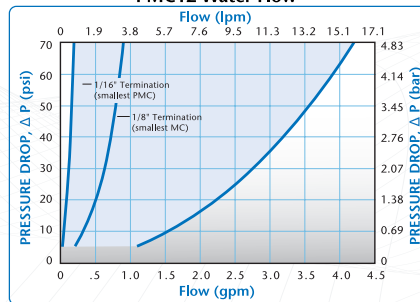
WARNING: Pressure, temperature, chemicals, and operating environment can affect the performance of couplings. It is the customer's responsibility to test the suitability of CPC products in their own application conditions. Use the graph to the right as a guide.

These graphs are intended to give you a general idea of the performance capabilities of each product line. The shaded area of each graph represents the operating range of the product family, i.e., upper and lower values are shown. Therefore, depending on the exact coupling configurations selected, you can reasonably expect values to fall within the shaded area.

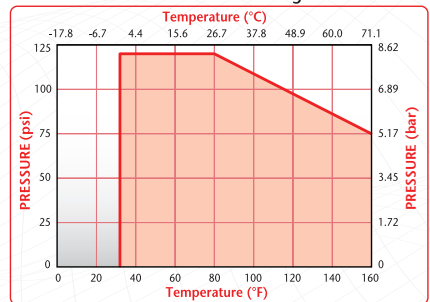
PMC12 Air Flow, 100 psig Inlet Pressure




PMC12 Water Flow



PMC12 Pressure Range



NOTES:



Liquid Flow Rate Information for Couplings

The chart below shows the flow rate for CPC couplings. Each coupling was tested with water at 70°F (21°C). To determine flow rates for specific coupling configurations use the formula at the right.

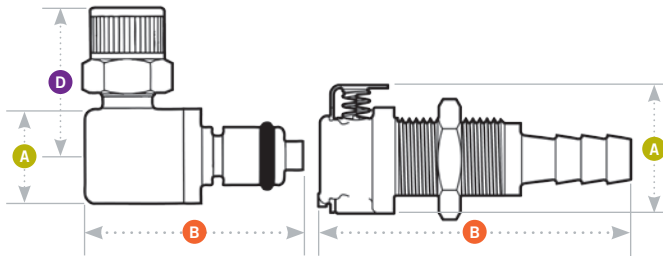
$$Q = C_v \sqrt{\frac{\Delta P}{S}}$$

- Q = Flow rate in gallons per minute
- C_v = Average coefficient across various flow rates (see chart)
- ΔP = Pressure drop across coupling (psi)
- S = Specific gravity of liquid

C_v VALUES FOR 1/8" FLOW PMC12 COUPLINGS

BODIES	INSERTS																	
	PMC 200412	PMCD 200412	PMC 200612	PMCD 200612	PMC 220212	PMCD 220212	PMC 220412	PMCD 220412	PMC 240212	PMCD 240212	PMC 240412	PMC 230412	PMC 210412	PMCD 230412	PMC 220312	PMCD 220312	PMC 220112	PMCD 220112
PMC100212	.40	.18	.50	.19	.25	.16	.50	.19	.50	.20	.51	.50	.38	.24	.30	.17	.03	.03
PMCD100212	.27	.18	.31	.18	.24	.16	.28	.20	.26	.20	.29	.26	.27	.24	.25	.17	.03	.03
PMC100412	.40	.21	.50	.24	.26	.18	.50	.24	.50	.20	.51	.50	.38	.26	.30	.19	.03	.03
PMCD100412	.29	.19	.32	.23	.25	.17	.30	.23	.27	.21	.28	.28	.29	.24	.25	.18	.03	.03
PMC120412	.40	.18	.50	.18	.25	.16	.40	.18	.40	.16	.36	.40	.38	.21	.30	.17	.03	.03
PMCD120412	.21	.17	.22	.17	.20	.16	.22	.17	.21	.17	.20	.22	.21	.18	.21	.16	.03	.03
PMC160212	.23	.15	.28	.18	.19	.14	.27	.15	.27	.15	.28	.27	.23	.16	.20	.14	.03	.03
PMCD160212	.19	.15	.19	.15	.17	.14	.19	.15	.18	.15	.18	.19	.19	.15	.18	.14	.03	.03
PMC160412	.33	.23	.44	.24	.24	.18	.44	.23	.44	.20	.38	.44	.33	.26	.26	.19	.03	.03
PMCD160412	.23	.17	.26	.21	.22	.16	.26	.21	.26	.19	.25	.26	.23	.24	.22	.16	.03	.03
PMC170312	.25	.20	.30	.20	.20	.17	.30	.20	.30	.19	.28	.30	.25	.18	.21	.17	.03	.03
PMCD170312	.20	.17	.20	.17	.19	.15	.21	.17	.19	.17	.20	.20	.20	.16	.19	.16	.03	.03
PMC170112	.03	.03	.03	.03	.03	.03	.03	.03	.03	.03	.03	.03	.03	.03	.03	.03	.03	.02
PMCD170112	.03	.03	.03	.03	.03	.03	.03	.03	.03	.03	.03	.03	.03	.03	.03	.03	.02	.02

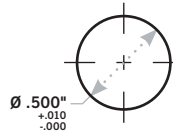
PMC12 DIMENSIONS



- A** = Height/Diameter
- B** = Total Length
- D** = Elbow Radial Length

Panel Dimensions

	PANEL OPENING	PANEL THICKNESS MAX. – MIN.	PANEL NUT HEX	PANEL NUT THREAD
COUPLING BODIES	see drawing	.50 – .05	5/8	1/2-24UNS
COUPLING INSERTS	see drawing	.30 – .06	5/8	1/2-24UNS



Coupling Bodies • POLYPROPYLENE







TERMINATION	TUBING/THREAD SIZE	METRIC EQ.	STRAIGHT THRU	SHUTOFF	A	B
IN-LINE PIPE THREAD	1/8" NPT		PMC100212	PMCD100212	.88	1.00
	1/8" BSPT		PMC100212BSPT	PMCD100212BSPT	.88	1.00
	1/4" NPT		PMC100412	PMCD100412	.88	1.10
	1/4" BSPT		PMC100412BSPT	PMCD100412BSPT	.88	1.10
PANEL MOUNT FERRULELESS POLYTUBE FITTING, PTF†	1/4" OD, .17" ID	6.4mm OD, 4.3mm ID	PMC120412	PMCD120412	.79	1.72
PANEL MOUNT HOSE BARB	1/16" ID	1.6mm ID	PMC160112	PMCD160112	.88	1.40
	1/8" ID	3.2mm ID	PMC160212	PMCD160212	.88	1.65
	1/4" ID	6.4mm ID	PMC160412	PMCD160412	.88	1.85
IN-LINE FERRULELESS POLYTUBE FITTING, PTF†	1/4" OD, .17" ID	6.4mm OD, 4.3mm ID	PMC130412	PMCD130412	.89	1.74
IN-LINE HOSE BARB	1/16" ID	1.6mm ID	PMC170112	PMCD170112	.89	1.42
	1/8" ID	3.2mm ID	PMC170212	PMCD170212	.89	1.67
	1/4" ID	6.4mm ID	PMC170412	PMCD170412	.89	1.87

PMC12 1/4-28 Coupling Bodies • POLYPROPYLENE



TERMINATION	SHUTOFF	A	B
PANEL MOUNT WITH A 1/4-28 FLAT BOTTOM PORT	PMCD18042812	0.88	1.57
IN-LINE WITH A 1/4-28 FLAT BOTTOM PORT	PMCD19042812	0.89	1.57

All measurements are in inches (millimeters) unless otherwise noted. Tubing must meet stated inside and outside diameters.
 †NOTE: CPC's Ferruleless PTF (polytube fitting) terminations do not require ferrules to achieve a secure connection and are therefore easier to use and reuse. PTF fittings are designed for semi-rigid tubing, i.e., polyethylene, nylon, polyurethane, etc.

Coupling Inserts • POLYPROPYLENE

TERMINATION	TUBING/THREAD SIZE	METRIC EQ.	STRAIGHT THRU	SHUTOFF	A	B	D
 IN-LINE PIPE THREAD	1/8" NPT		PMC240212	PMCD240212	.58	1.03/1.45	
 IN-LINE FERRULELESS POLYTUBE FITTING, PTF†	1/4" OD, .17" ID	6.4mm OD, 4.3mm ID	PMC200412	PMCD200412	.58	1.15/1.58	
 IN-LINE HOSE BARB (non-valved shown)	1/16" ID 1/8" ID 1/4" ID	1.6mm ID 3.2mm ID 6.4mm ID	PMC220112 PMC220212 PMC220412	PMCD220112 PMCD220212 PMCD220412	.50 .50 .50	.80/1.47 1.05/1.67 1.20/1.71	
 IN-LINE STRAIGHT THREAD PORT SAE	5/16 SAE-5		PMC24082012	PMCD24082012	.72	1.05/1.15	
 ELBOW FERRULELESS POLYTUBE FITTING, PTF†	5/32" OD, .10" ID 1/4" OD, .17" ID	4.0mm OD, 2.5mm ID 6.4mm OD, 4.3mm ID	PMC2102512 PMC210412	PMCD2102512 PMCD210412	.50 .50	1.09/1.21 1.17/1.21	.77 .77
 ELBOW HOSE BARB	1/8" ID 1/4" ID	3.2mm ID 6.4mm ID	PMC230212 PMC230412	PMCD230212 PMCD230412	.50 .50	1.09/1.21 1.09/1.21	.69 .90

PMC12 1/4-28 Coupling Inserts • POLYPROPYLENE

TERMINATION	STRAIGHT THRU	SHUTOFF	A	B
 IN-LINE WITH 1/4-28 UNF THREADS	PMC24042812	PMCD24042812	.50	1.48
 PANEL MOUNT WITH A 1/4-28 FLAT BOTTOM PORT		PMCD48042812	.72	1.55

Nuts

TUBING SIZE	DESCRIPTION	PART NUMBER
1/16" and 1.8mm	1/4-28 Polypropylene Nut (natural)	2418900
1/8" and 3mm	1/4-28 Polypropylene Nut (natural)	2419000
1/16" and 1.8mm	1/4-28 Acetal Nut (black)	2419199
1/8" and 3mm	1/4-28 Acetal Nut (black)	2419299

Ferrules

TUBING SIZE	DESCRIPTION	PART NUMBER
1/16"	Ferrule, ETFE (blue)	2419300
1/8"	Ferrule, ETFE (yellow)	2419400
1.8mm	Ferrule, ETFE (green)	2419500
3.0mm	Ferrule, ETFE (orange)	2419600

All measurements are in inches (millimeters) unless otherwise noted. Tubing must meet stated inside and outside diameters. Couplings are pictured with valves unless otherwise noted.

†NOTE: CPC's Ferruleless PTF (polytube fitting) terminations do not require ferrules to achieve a secure connection and are therefore easier to use and reuse. PTF fittings are designed for semi-rigid tubing, i.e., polyethylene, nylon, polyurethane, etc.



Distributed by:



Infiltec GmbH
Alte Rheinhäuser Str. 6-8
67346 Speyer am Rhein

Tel: +49 6232 100332 0
Fax: +49 6232 100332 42
info@infiltec.de
infiltec.de

COLDER PRODUCTS COMPANY
2820 CLEVELAND AVE. N.
ROSEVILLE, MN 55113
U.S.A.

PHONE: +1 651-645-0091
FAX: +1 651-645-5404

info@cpeworldwide.com
cpeworldwide.com

COLDER PRODUCTS COMPANY GMBH
KURHESSENSTR. 15
64546 MÖRFELDEN-WALLDORF
GERMANY

PHONE: +49-6026-9973-0

cpcgmbh@cpeworldwide.com
cpcworldwide.com

COLDER PRODUCTS COMPANY LIMITED
LEVEL 19,
TWO INTERNATIONAL FINANCE CENTRE
8 FINANCE STREET, CENTRAL, HONG KONG

PHONE: +852 2987-5272
FAX: +852-2987-2509

asiapacific@cpeworldwide.com
cpeworldwide.com



CPC WARRANTY STATEMENT: CPC (Colder Products Company) warrants its products against defects in workmanship and materials for a period of 12 months from the date of sale by CPC to its initial customer (regardless of any subsequent sale of the products). This warranty is void if the product is misused, altered, tampered with or is installed or used in a manner that is inconsistent with CPC's written recommendations, specifications and/or instructions, or fails to perform due to normal wear and tear. CPC does not warrant the suitability of the product for any particular application. Determining product application suitability is solely the customer's responsibility. CPC is not liable for special, indirect, incidental, consequential or other damages including, but not limited to, loss, damage, personal injury, or any other expense directly or indirectly arising from the use of or inability to use its products either separately or in combination with other products. **ALL OTHER WARRANTIES EXPRESS OR IMPLIED, WHETHER ORAL, WRITTEN OR IN ANY OTHER FORM, INCLUDING BUT NOT LIMITED TO WARRANTIES OF MERCHANTABILITY OR FITNESS FOR A PARTICULAR PURPOSE, ARE EXPRESSLY EXCLUDED.** The sole and exclusive remedy under this warranty is limited, at the option of CPC, to replacement of the defective product or an account credit in the amount of the original selling price. All allegedly defective CPC products must be returned prepaid transportation to CPC, together with information describing the product's application and performance, unless otherwise authorized in writing by CPC.

CPC PATENT STATEMENT: CPC takes pride in its innovative quick disconnect coupling and fittings solutions, many of which have been awarded United States and international patents. CPC has a strong tradition of

leadership in the quick disconnect market, and aggressively pursues and protects its proprietary information and intellectual property. In cases where it is practical and has a benefit to its customers, CPC has licensed its proprietary technology. Please contact CPC to discuss your unique needs.

CPC TRADEMARK STATEMENT: AseptiQuik®, BottleQuik®, BreakAway®, ChemQuik®, DrumQuik®, FitQuik®, IdentiQuik®, Nu-Seal®, SnapQuik®, Steam-Thru®, Softube® are registered trademarks with the U.S. Patent & Trademark Office. All other trademarks or service marks are property of their respective owners. **WARNING:** Due to the wide variety of possible fluid media and operating conditions, unintended consequences may result from the use of this product, all of which are beyond the control of CPC. It is the user's responsibility to carefully determine and test for compatibility for use with their application. All such risks shall be assumed by the buyer.

COPYRIGHT © 2020 COLDER PRODUCTS COMPANY. All rights reserved. Colder Products Company, Colder Products and CPC are all registered trademarks with the US Patent & Trademark Office.

WARNING: Due to the wide variety of possible fluid media and operating conditions, unintended consequences may result from the use of this product, all of which are beyond the control of CPC. It is the user's responsibility to carefully determine and test for compatibility for use with their application. All such risks shall be assumed by the buyer.

CAT2020 4/17