

LC SERIES CONNECTOR



CPC's LC Series chrome-plated brass couplings are built tough and made to last in the most demanding applications. Ideal for use with higher temperature or pressure, the LC Series features a one-hand operation for swift and easy connects and disconnects. These couplings offer the flexibility of multiple configurations and terminations to mate with both the PLC acetal and PLC12 polypropylene couplings.

FEATURES

Brass material

Chrome plating

High temperature capability

CPC thumb latch

Compatible

BENEFITS

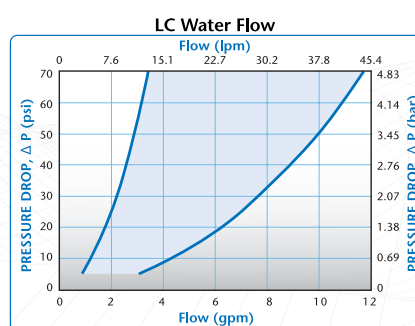
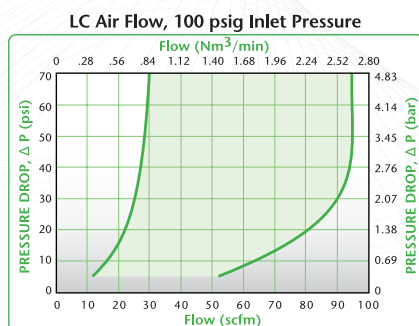
Durable construction withstands higher pressure and temperature

Attractive appearance

Versions rated to 400°F (204°C)

One-hand connection and disconnection

LC mates with PLC Series couplings



Specifications

PRESSURE:

Vacuum to 250 psi, 17.3 bar

TEMPERATURE:

-40°F to 180°F (-40°C to 82°C)

(High temperature versions available with ratings to 400°F)

MATERIALS:

Main components: Chrome-plated brass

Thumb latch: Stainless steel

Valves: Acetal

Valve springs: 316 stainless steel

External springs and pin: Stainless steel

O-rings: Buna-N

FINISH:

Chrome

TUBING SIZES:

1/4" to 3/8" ID, 6.4mm to 9.5mm ID

WARNING: Pressure, temperature, chemicals, and operating environment can affect the performance of couplings. It is the customer's responsibility to test the suitability of CPC's products in their own application conditions.

Note:
High temperature versions available with ratings to 400 F. Call customer service for more information.

Also available in NSF listed versions for food-based applications, please visit our website for part number information.



These graphs are intended to give you a general idea of the performance capabilities of each product line. The shaded area of each graph represents the operating range of the product family, i.e., upper and lower values are shown. Therefore, depending on the exact coupling configurations selected, you can reasonably expect values to fall within the shaded area.

DID YOU KNOW?

O-RING SELECTION IS A KEY DECISION in determining which connector will perform best in your specific application. Understanding the material characteristics and how they can be affected by both the media being transferred and the environment in which the connector is being used is important.

BUNA-N is the most common o-ring seal due to its solvent, oil and water resistance. Temperature range is -40°F to 250°F.

FKM is best suited for applications where chemical and strong acid resistance and/or high temperatures are a requirement. The temperature range is -15°F to 400°F.

EPDM has excellent resistance to polar solvents. This o-ring is not compatible with petroleum. The temperature range is -70°F to 300°F.

SILICONE seals have good temperature resistance. The temperature range is -70°F to 400°F and with special compounds can reach 175°F to 450°F. Silicone can also be supplied with Class VI requirements for medical/bioprocessing applications.

For further information about which o-ring is best suited for your application, please contact CPC Customer Service at 1-800-444-2474 or 651-645-0091.

NOTES:

Liquid Flow Rate Information for Couplings

The chart below shows the flow rate for CPC couplings. Each coupling was tested with water at 70°F (21°C). To determine flow rates for specific coupling configurations use the formula at the right.

$$Q = C_v \sqrt{\frac{\Delta P}{S}}$$

Q = Flow rate in gallons per minute
C_v = Average coefficient across various flow rates (see chart)
ΔP = Pressure drop across coupling (psi)
S = Specific gravity of liquid

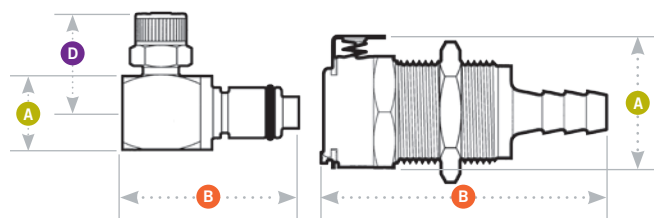
C_v VALUES FOR 1/4" FLOW LC COUPLINGS

BODIES	INSERTS	LC 20004	LCD 20004	LC 20006	LCD 20006	LC 22004	LCD 22004	LC 22006	LCD 22006	LC 24004	LCD 24004	LC 24006	LCD 24006	LC 26004
	LC10004	.40	.36	1.05	.58	.83	.56	1.40	.82	1.40	.75	1.40	.77	.83
	LCD10004	.36	.31	.73	.48	.66	.41	.82	.50	.80	.45	.77	.45	.81
	LC10006	.40	.36	1.05	.60	.83	.56	1.40	.81	1.40	.76	1.40	.76	.83
	LCD10006	.37	.31	.81	.47	.70	.43	1.02	.51	.98	.46	.99	.48	.98
	LC12006	.38	.36	.84	.63	.74	.56	1.14	.75	1.14	.70	1.14	.72	.74
	LCD12006	.38	.33	.78	.49	.68	.44	.84	.49	.81	.43	.82	.44	.81
	LC16004	.38	.37	.87	.54	.95	.51	1.00	.70	.95	.64	1.00	.66	.95
	LCD16004	.37	.31	.61	.44	.57	.41	.78	.44	.78	.43	.75	.46	.78
	LC16006	.38	.37	1.00	.57	.95	.53	1.40	.80	1.40	.71	1.40	.73	1.40
	LCD16006	.38	.32	.71	.49	.63	.42	.89	.51	.96	.45	.92	.49	.97

Smart fluid handling to take you forward, faster.

COPYRIGHT © 2020 COLDER PRODUCTS COMPANY. All rights reserved. Colder Products Company, Colder Products and CPC are all registered trademarks with the US Patent & Trademark Office.

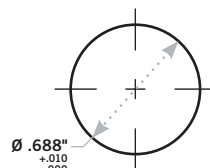
LC DIMENSIONS



- A = Height/Diameter
- B = Total Length
- D = Elbow Radial Length

Product Dimensions

	PANEL OPENING	PANEL THICKNESS MAX.-MIN.	PANEL NUT HEX	PANEL NUT THREAD
COUPLING BODIES	see drawing	.50 - .05	13/16	11/16-24UNEF
COUPLING INSERTS	see drawing	.090 - .300	13/16	11/16-24UNEF



Coupling Bodies • CHROME-PLATED BRASS



**TERMINATION
IN-LINE
PIPE THREAD**



**PANEL MOUNT
FERRULELESS
POLYTUBE FITTING,
PTF†**



**PANEL MOUNT
HOSE BARB**



**PANEL MOUNT
MALE THREAD**



**IN-LINE
FERRULELESS
POLYTUBE FITTING,
PTF†**



**IN-LINE
HOSE BARB**

TUBING/THREAD SIZE METRIC EQ.

1/4" NPT
1/4" BSPT
3/8" NPT
3/8" BSPT

6.4mm OD, 4.3mm ID
9.5mm OD, 6.4mm ID

STRAIGHT THRU

LC10004
LC10004BSPT
LC10006
LC10006BSPT

SHUTOFF

LCD10004
LCD10004BSPT
LCD10006
LCD10006BSPT

A

B

.88
.88
.88
.88

1.15
1.15
1.15
1.15

1/4" OD, .17" ID
3/8" OD, .25" ID

6.4mm OD, 4.3mm ID
9.5mm OD, 6.4mm ID

LC12004
LC12006

LCD12004
LCD12006

.88
.88

1.87
2.00

1/4" ID
5/16" ID
3/8" ID

6.4mm ID
7.9mm ID
9.5mm ID

LC16004
LC16005
LC16006

LCD16004
LCD16005
LCD16006

.88
.88
.88

2.00
2.00
2.00

1/4" NPT

LC15004

LCD15004

.88

1.50

1/4" OD, .17" ID
3/8" OD, .25" ID

6.4mm OD, 4.3mm ID
9.5mm OD, 6.4mm ID

LC13004
LC13006

LCD13004
LCD13006

.88
.88

1.87
2.00

1/4" ID
5/16" ID
3/8" ID

6.4mm ID
7.9mm ID
9.5mm ID

LC17004
LC17005
LC17006

LCD17004
LCD17005
LCD17006

.88
.88
.88

2.00
2.00
2.00

All measurements are in inches (millimeters) unless otherwise noted. Tubing must meet stated inside and outside diameters.

†NOTE: CPC's Ferruleless Polytube Fitting terminations do not require ferrules to achieve a secure connection, which makes them easier to use and reuse. PTF fittings are designed for semi-rigid tubing, i.e., polyethylene, nylon, polyurethane, etc.

Coupling Inserts • CHROME-PLATED BRASS



**TERMINATION
IN-LINE
PIPE THREAD**



**IN-LINE
PIPE THREAD
(FEMALE)**



**PANEL MOUNT
FERRULELESS
POLYTUBE FITTING,
PTF†**



**PANEL MOUNT
HOSE BARB**



**IN-LINE
FERRULELESS
POLYTUBE FITTING,
PTF†**



**IN-LINE
HOSE BARB**



**ELBOW
FERRULELESS
POLYTUBE FITTING,
PTF†**



**ELBOW
HOSE BARB**

TUBING/THREAD SIZE	METRIC EQ.	STRAIGHT THRU	SHUTOFF	A	B	D
1/4" NPT		LC24004	LCD24004	.72	1.25/1.68	
1/4" BSPT		LC24004BSPT	LCD24004BSPT	.72	1.25/1.68	
3/8" NPT		LC24006	LCD24006	.87	1.25/1.55	
3/8" BSPT		LC24006BSPT	LCD24006BSPT	.87	1.25/1.55	
1/4" NPT Female		LC26004	LCD26004	.72	1.25/1.90	
1/4" BSPP Female		LC26004BSPP	LCD26004BSPP	.72	1.25/1.75	
1/4" OD, .17" ID	6.4mm OD, 4.3mm ID	LC40004	LCD40004	.94	1.83/1.98	
3/8" OD, .25" ID	9.5mm OD, 6.4mm ID	LC40006	LCD40006	.94	1.96/2.11	
1/4" ID	6.4mm ID	LC42004	LCD42004	.94	1.96/2.11	
5/16" ID	7.9mm ID	LC42005	LCD42005	.94	1.96/2.11	
3/8" ID	9.5mm ID	LC42006	LCD42006	.94	1.96/2.11	
1/4" OD, .17" ID	6.4mm OD, 4.3mm ID	LC20004	LCD20004	.72	1.25/1.87	
3/8" OD, .25" ID	9.5mm OD, 6.4mm ID	LC20006	LCD20006	.72	1.38/1.83	
1/4" ID	6.4mm ID	LC22004	LCD22004	.63	1.35/2.00	
5/16" ID	7.9mm ID	LC22005	LCD22005	.63	1.35/1.85	
3/8" ID	9.5mm ID	LC22006	LCD22006	.63	1.35/1.83	
1/4" OD, .17" ID	6.4mm OD, 4.3mm ID	LC21004	LCD21004	.63	1.28/1.43	.83
3/8" OD, .25" ID	9.5mm OD, 6.4mm ID	LC21006	LCD21006	.63	1.28/1.43	.96
1/4" ID	6.4mm ID	LC23004	LCD23004	.63/.62	1.28/1.43	1.28
3/8" ID	9.5mm ID	LC23006	LCD23006	.63/.62	1.28/1.43	1.28

All measurements are in inches (millimeters) unless otherwise noted. Tubing must meet stated inside and outside diameters. Couplings are pictured with valves unless otherwise noted.

†NOTE: CPC's Ferruleless Polytube Fitting terminations do not require ferrules to achieve a secure connection, which makes them easier to use and reuse. PTF fittings are designed for semi-rigid tubing, i.e., polyethylene, nylon, polyurethane, etc.



Distributed by:



Infiltec GmbH
Alte Rheinhäuser Str. 6-8
67346 Speyer am Rhein

Tel: +49 6232 100332 0
Fax: +49 6232 100332 42
info@infiltec.de
infiltec.de

COLDER PRODUCTS COMPANY
2820 CLEVELAND AVE. N.
ROSEVILLE, MN 55113
U.S.A.

PHONE: +1 651-645-0091
FAX: +1 651-645-5404

info@cpeworldwide.com
cpeworldwide.com

COLDER PRODUCTS COMPANY GMBH
KURHESSENSTR. 15
64546 MÖRFELDEN-WALLDORF
GERMANY


PHONE: +49-6026-9973-0

cpcgmbh@cpeworldwide.com
cpcpworldwide.com

COLDER PRODUCTS COMPANY LIMITED
LEVEL 19,
TWO INTERNATIONAL FINANCE CENTRE
8 FINANCE STREET, CENTRAL, HONG KONG

PHONE: +852 2987-5272
FAX: +852-2987-2509

asiapacific@cpeworldwide.com
cpcpworldwide.com



CPC WARRANTY STATEMENT: CPC (Colder Products Company) warrants its products against defects in workmanship and materials for a period of 12 months from the date of sale by CPC to its initial customer (regardless of any subsequent sale of the products). This warranty is void if the product is misused, altered, tampered with or is installed or used in a manner that is inconsistent with CPC's written recommendations, specifications and/or instructions, or fails to perform due to normal wear and tear. CPC does not warrant the suitability of the product for any particular application. Determining product application suitability is solely the customer's responsibility. CPC is not liable for special, indirect, incidental, consequential or other damages including, but not limited to, loss, damage, personal injury, or any other expense directly or indirectly arising from the use of or inability to use its products either separately or in combination with other products. ALL OTHER WARRANTIES EXPRESS OR IMPLIED, WHETHER ORAL, WRITTEN OR IN ANY OTHER FORM, INCLUDING BUT NOT LIMITED TO WARRANTIES OF MERCHANTABILITY OR FITNESS FOR A PARTICULAR PURPOSE, ARE EXPRESSLY EXCLUDED. The sole and exclusive remedy under this warranty is limited, at the option of CPC, to replacement of the defective product or an account credit in the amount of the original selling price. All allegedly defective CPC products must be returned prepaid transportation to CPC, together with information describing the product's application and performance, unless otherwise authorized in writing by CPC.

CPC PATENT STATEMENT: CPC takes pride in its innovative quick disconnect coupling and fittings solutions, many of which have been awarded United States and international patents. CPC has a strong tradition of

leadership in the quick disconnect market, and aggressively pursues and protects its proprietary information and intellectual property. In cases where it is practical and has a benefit to its customers, CPC has licensed its proprietary technology. Please contact CPC to discuss your unique needs.

CPC TRADEMARK STATEMENT: AseptiQuik®, BottleQuik®, BreakAway®, ChemQuik®, DrumQuik®, FitQuik®, IdentiQuik®, Nu-Seal®, SnapQuik®, Steam-Thru®, Softube® are registered trademarks with the U.S. Patent & Trademark Office. All other trademarks or service marks are property of their respective owners. **WARNING:** Due to the wide variety of possible fluid media and operating conditions, unintended consequences may result from the use of this product, all of which are beyond the control of CPC. It is the user's responsibility to carefully determine and test for compatibility for use with their application. All such risks shall be assumed by the buyer.

COPYRIGHT © 2020 COLDER PRODUCTS COMPANY. All rights reserved. Colder Products Company, Colder Products and CPC are all registered trademarks with the US Patent & Trademark Office.

WARNING: Due to the wide variety of possible fluid media and operating conditions, unintended consequences may result from the use of this product, all of which are beyond the control of CPC. It is the user's responsibility to carefully determine and test for compatibility for use with their application. All such risks shall be assumed by the buyer.

CAT2020 4/17